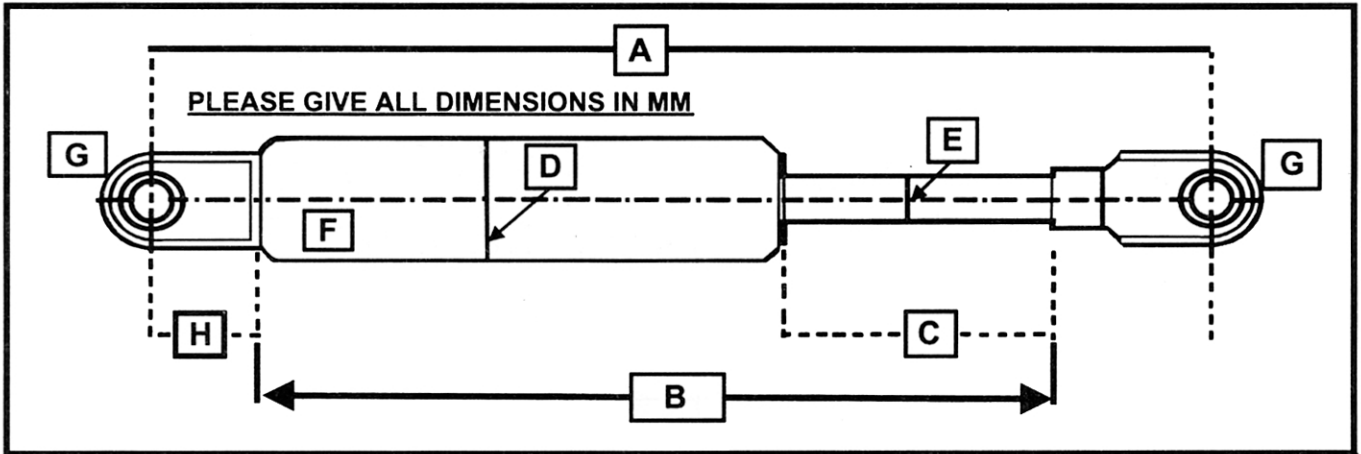



# GAS STRUT IDENTIFICATION SHEET

FOR A GAS STRUT TO YOUR OWN SPECIFICATION PLEASE COMPLETE THE DETAILS BELOW AND  
 FAX TO OUR SALES OFFICE **FAX:** \_\_\_\_\_ **TEL:** \_\_\_\_\_



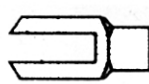
A	OPEN LENGTH <i>cr to cr</i>		E	ROD DIA (normally 8mm or 10mm)
B	OPEN LENGTH <i>less ends</i>		F	FORCE (NEWTONS)
C	ROD LENGTH ( <i>stroke</i> )		G	END FITTINGS ( <i>eye or ball stud</i> )
D	TUBE DIA (normally 18mm or 22mm)		H	FITTING CR, S ( <i>eye or ball stud</i> )



*Steel Ball Joint*  
**TYPE 1**



*Steel Ball Joint*  
**TYPE 2**



*Clevis Fork*  
**TYPE 3**



*Eyelet*  
**TYPE 4**



*Plastic Safety Ball Joint*  
**TYPE 6**

N. B. IF EYELET ENDS PLEASE GIVE HOLE DIA AND THICKNESS

GENERAL COMMENTS OR ADDITIONAL INFORMATION

REQUESTED BY:

DATE:

TEL:

COMMENTS:

REPLY FROM:

DATE:

PART NUMBER

COST EACH

AVAILABILITY